

## **Hazard Community and Technical College Student Achievement Disclosure Information**

*Revised March 27, 2018*

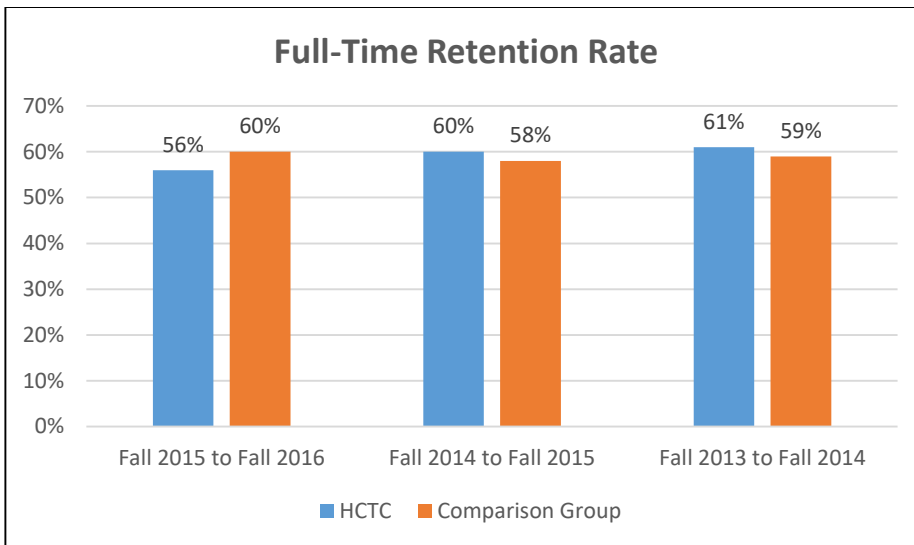
As an institution accredited by the Southern Association of Colleges and Schools Commission on Colleges (SACSCOC), Hazard Community and Technical College (HCTC) is obligated to provide to its students, constituents, and the public information about its goals for student achievement and the success of students in achieving those goals. HCTC's information on student success includes reliable information on retention, graduation, credentials awarded, and transfer appropriate to institutional mission.

HCTC identifies the measures below for student achievement. Each measure includes the most recent data available and a definition of the measure. For measures 1-4, HCTC strives to meet or exceed the median for the peer comparison group. For measure 5, HCTC strives to meet or exceed the target percentage set by KCTCS in discussion with the KCTCS College Presidents.

The peer comparison group is HCTC's KCTCS Peer Institutions list of ten KCTCS colleges of similar enrollment size as HCTC:

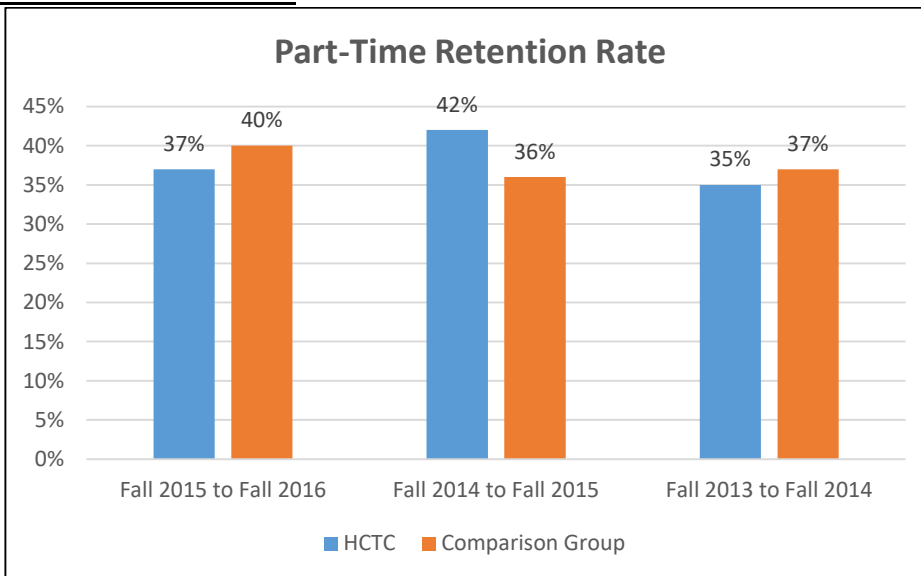
- Ashland Community and Technical College
- Big Sandy Community and Technical College
- Elizabethtown Community and Technical College
- Henderson Community College
- Hopkinsville Community College
- Madisonville Community College
- Maysville Community and Technical College
- Owensboro Community and Technical College
- Southcentral Kentucky Community and Technical College
- Southeast Kentucky Community and Technical College

## 1. Full-Time Retention Rate



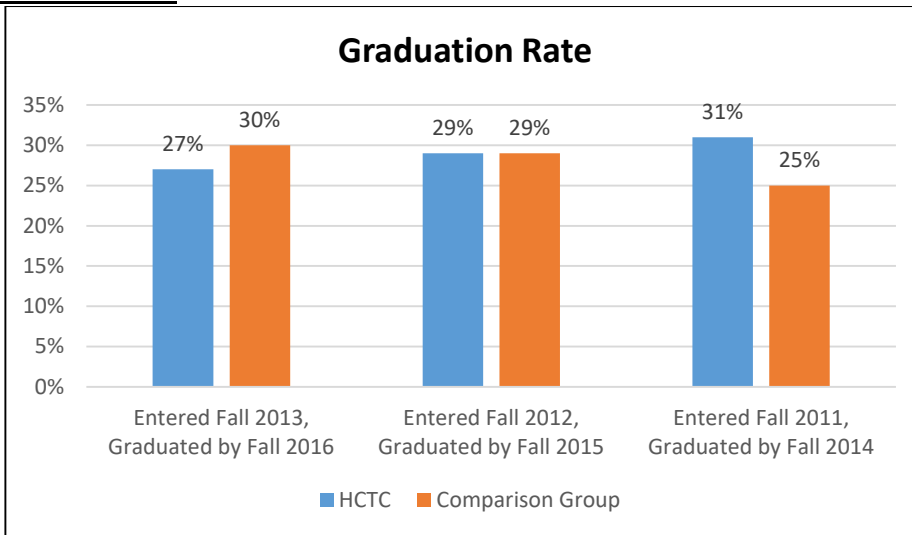
**Full-Time Retention Rate:** Measured by the percentage of full-time, first-time degree/certificate-seeking students from the previous fall who either re-enrolled or successfully completed their program by the current fall. HCTC's goal is to meet or exceed the median full-time retention rate for its comparison group. Data provided by the U.S. Department of Education Integrated Postsecondary Education Data System (IPEDS) in HCTC's annual IPEDS Data Feedback Report.

## 2. Part-Time Retention Rate



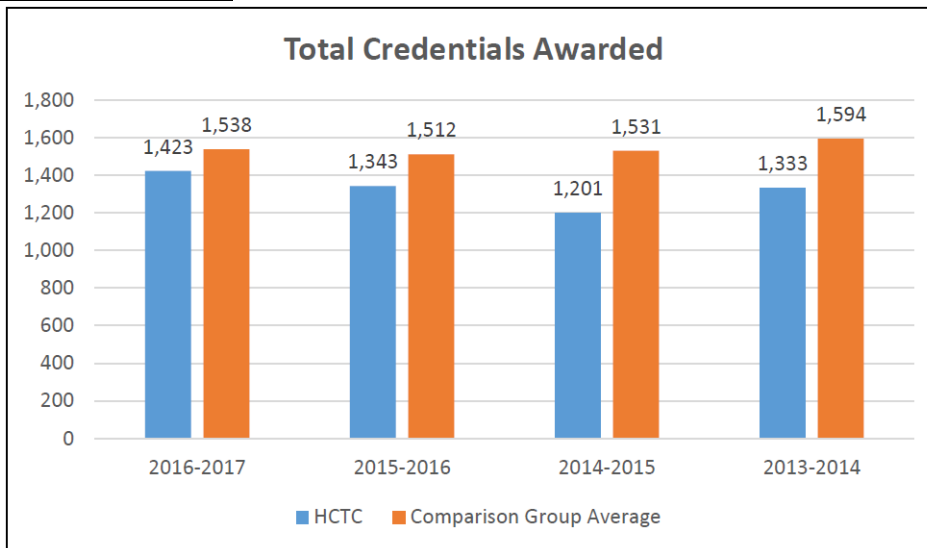
**Part-Time Retention Rate:** Measured by the percentage of part-time, first-time degree/certificate-seeking students from the previous fall who either re-enrolled or successfully completed their program by the current fall. HCTC's goal is to meet or exceed the median full-time retention rate for its comparison group. Data provided by the U.S. Department of Education Integrated Postsecondary Education Data System (IPEDS) in HCTC's annual IPEDS Data Feedback Report.

### 3. Graduation Rate



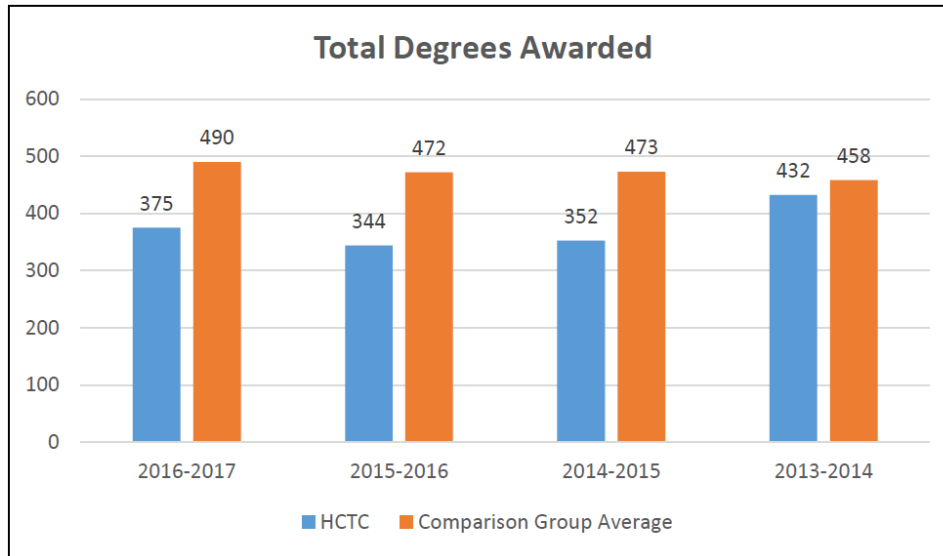
**Graduation Rate**: Measured by the percentage of students from the cohort who completed a degree or certificate within three years. That cohort includes full-time, first-time degree-certificate-seeking students. HCTC's goal is to meet or exceed the median graduation rate for its comparison group. Data provided by the U.S. Department of Education Integrated Postsecondary Education Data System (IPEDS) in HCTC's annual IPEDS Data Feedback Report.

### 4. Credentials Awarded



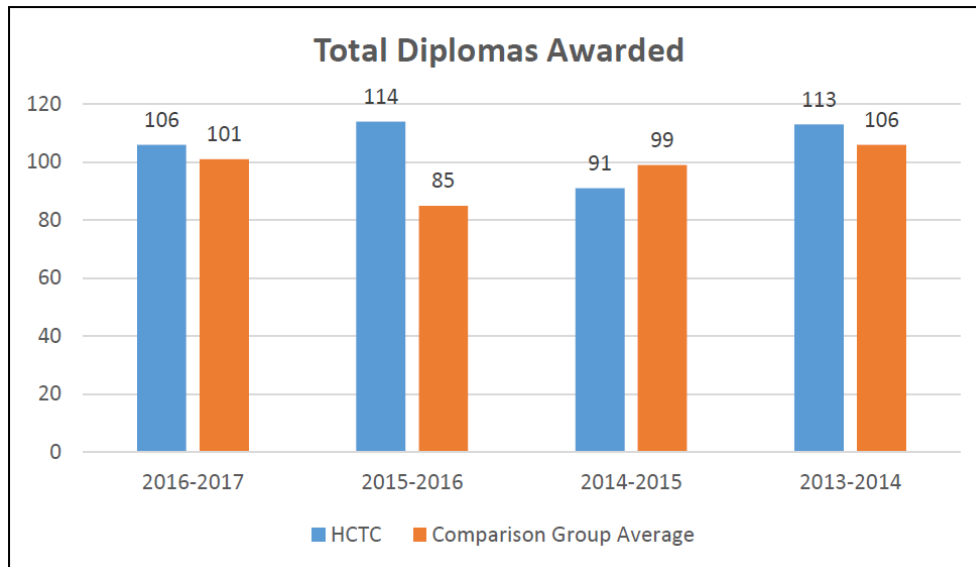
**Total Credentials Awarded**: Measured by the total number of credentials (degrees, diplomas, and certificates) awarded for the academic year. HCTC's goal is to meet or exceed the median total credentials awarded for its comparison group. Data provided by the KCTCS Office of Research and Policy Analysis.

a. **Total Degrees Awarded**



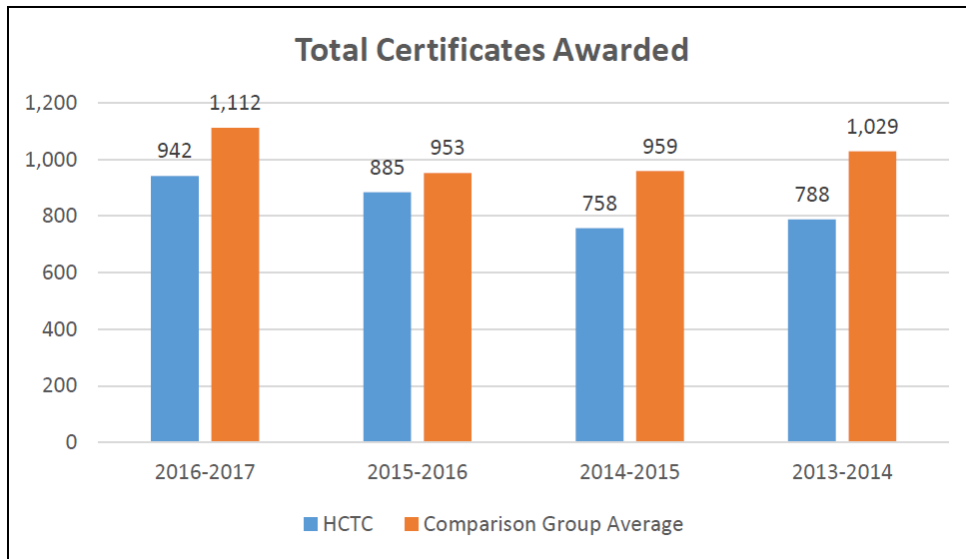
**Total Degrees Awarded:** Measured by the total number of degrees awarded for the academic year. HCTC's goal is to meet or exceed the median total degrees awarded for its comparison group. Data provided by the KCTCS Office of Research and Policy Analysis.

b. **Total Diplomas Awarded**



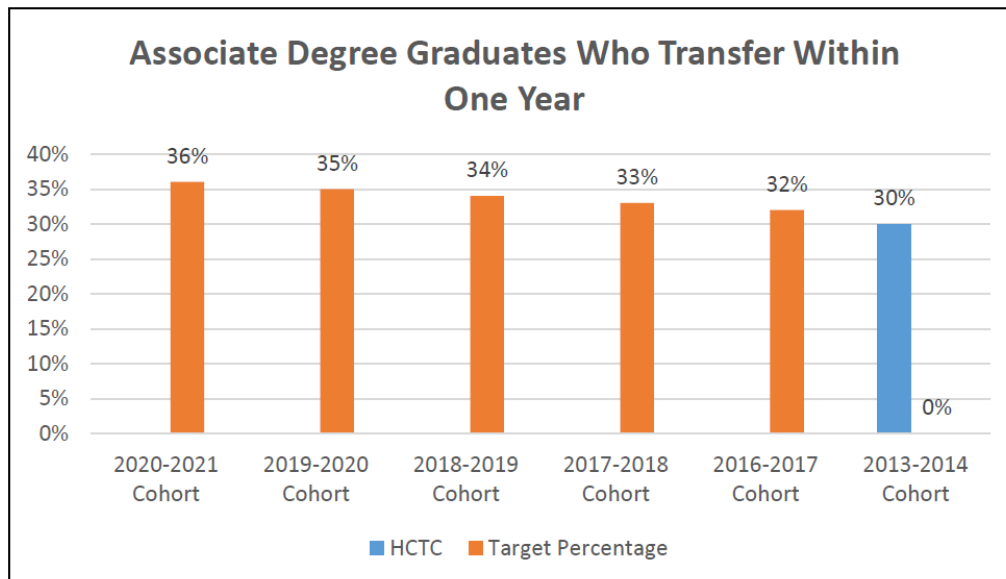
**Total Diplomas Awarded:** Measured by the total number of diplomas awarded for the academic year. HCTC's goal is to meet or exceed the median total diplomas awarded for its comparison group. Data provided by the KCTCS Office of Research and Policy Analysis.

c. **Total Certificates Awarded**



**Total Certificates Awarded**: Measured by the total number of certificates awarded for the academic year. HCTC's goal is to meet or exceed the median total certificates awarded for its comparison group. Data provided by the KCTCS Office of Research and Policy Analysis.

5. **Associate Degree Graduates Who Transfer Within One Year**



*Please note that for this graph, only the targets are included because data is not yet available for the 2016-2017 cohort.*

**Associate Degree Graduates Who Transfer Within One Year**: Measured by the percentage of associate degree graduates in the academic year who enrolled at a four-year institution by the academic year after the term end date of the term the first associate degree was earned, or in the next academic year. The objective is to increase transfers by an average of 1.0 percentage point each year using the 2013-14 cohort as the baseline. HCTC's goal is to meet or exceed the target percentage set by KCTCS in discussion with the KCTCS College Presidents. Data provided by the KCTCS Office of Research and Policy Analysis.